

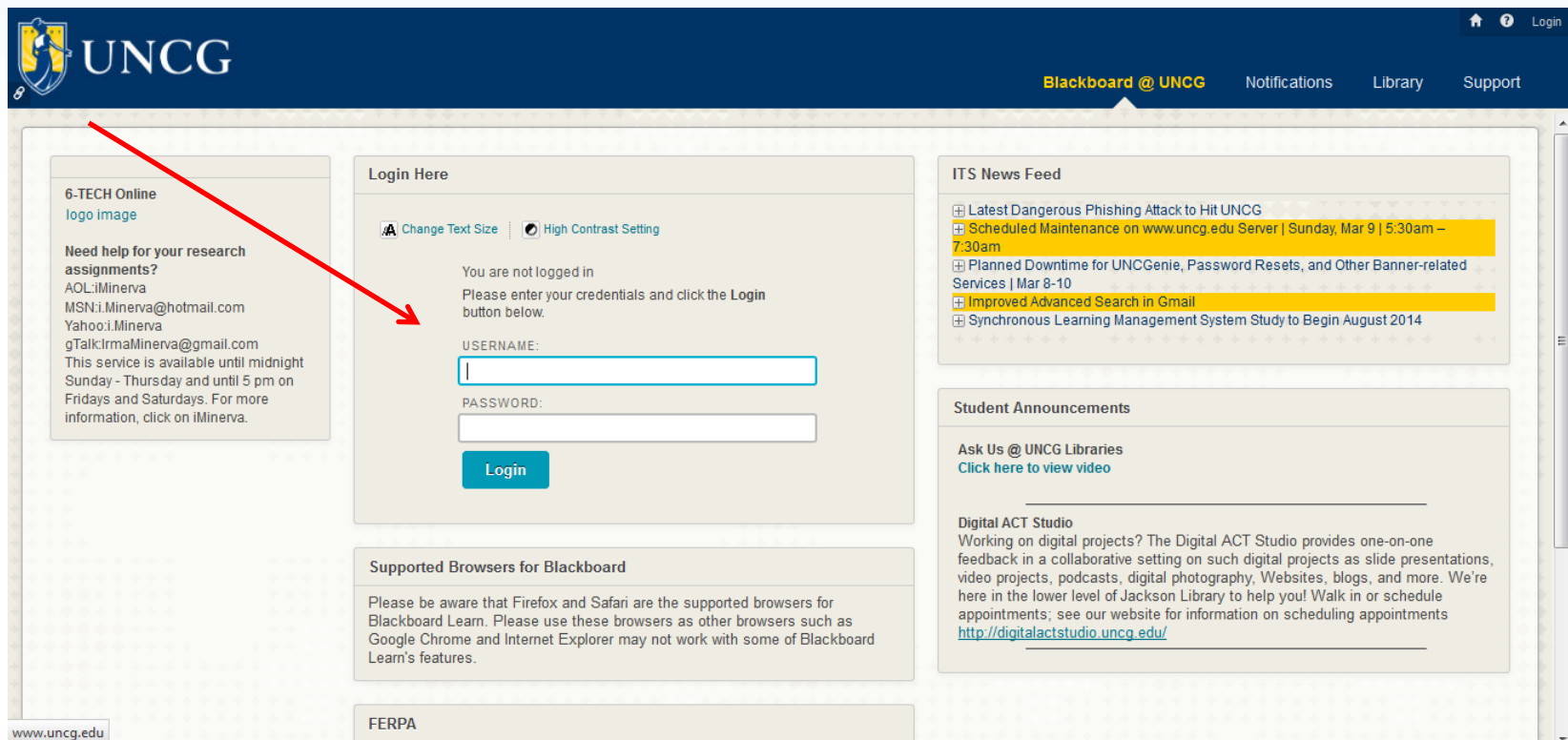


EPIGEUM:
**RESEARCH INTEGRITY Certification &
Assessment (RICA)**
**A guide to using the online courses at
Greensboro**

ACCESSING THE COURSES

To access the courses you will first need to log in to your Blackboard account here:

<https://blackboard.uncg.edu/webapps/portal/frameset.jsp>



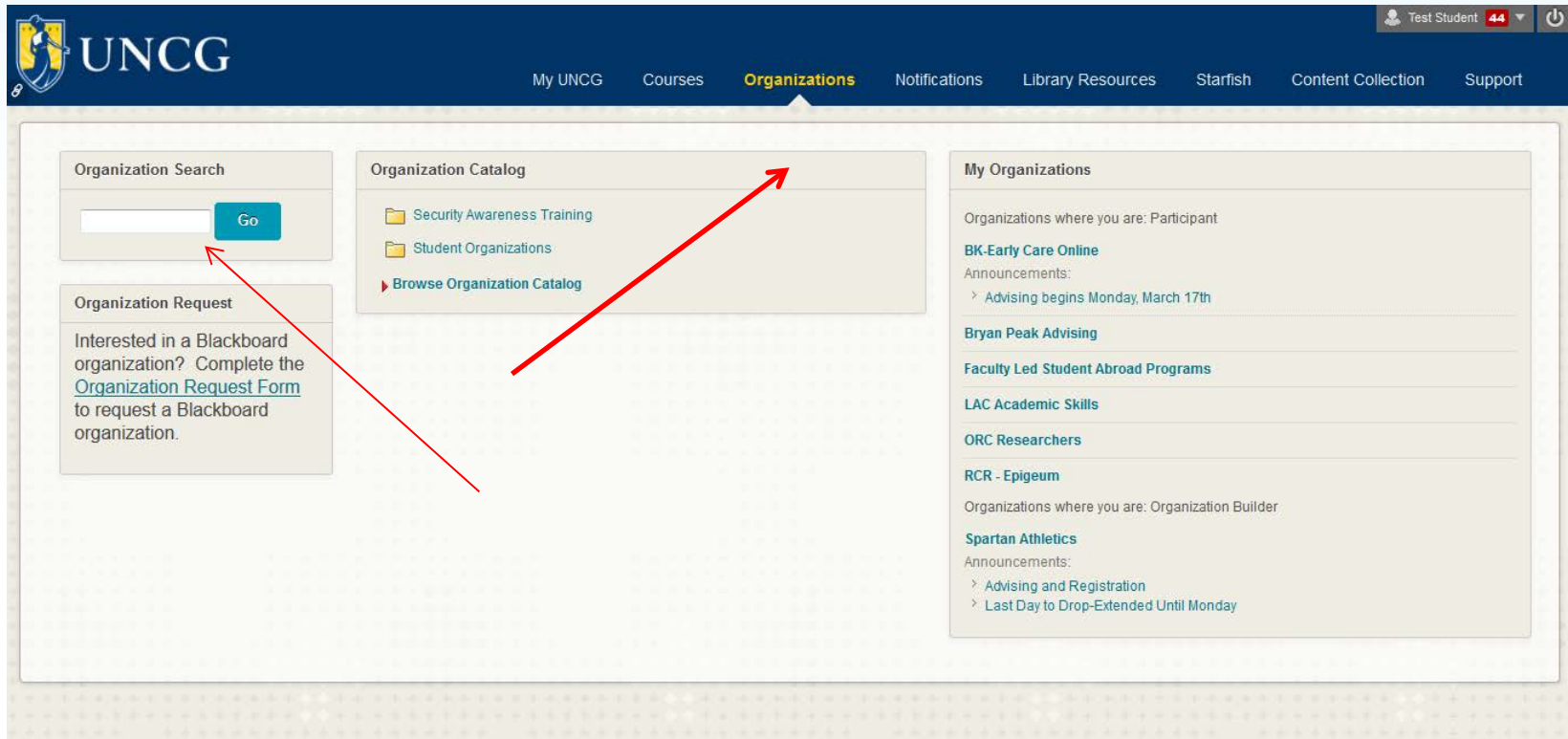
The screenshot shows the Blackboard @ UNCG login page. The top navigation bar includes the UNCG logo, the text "Blackboard @ UNCG", and links for "Notifications", "Library", and "Support". The main content area is divided into several sections:

- 6-TECH Online**: A sidebar section with a "logo image" and contact information for research help: "Need help for your research assignments? AOL:iMinerva, MSN:i.Minerva@hotmail.com, Yahoo:i.Minerva, gTalk:lrmaMinerva@gmail.com. This service is available until midnight Sunday - Thursday and until 5 pm on Fridays and Saturdays. For more information, click on iMinerva."
- Login Here**: The central login area. It includes links for "Change Text Size" and "High Contrast Setting". Below these, it states "You are not logged in. Please enter your credentials and click the Login button below." There are input fields for "USERNAME:" and "PASSWORD:", and a blue "Login" button. A red arrow points from the "Need help" section to the "Login" button.
- ITS News Feed**: A section with several news items, including "Latest Dangerous Phishing Attack to Hit UNCG", "Scheduled Maintenance on www.uncg.edu Server | Sunday, Mar 9 | 5:30am - 7:30am", "Planned Downtime for UNCGenie, Password Resets, and Other Banner-related Services | Mar 8-10", "Improved Advanced Search in Gmail", and "Synchronous Learning Management System Study to Begin August 2014".
- Student Announcements**: A section with a video link "Ask Us @ UNCG Libraries" and a "Click here to view video" button.
- Digital ACT Studio**: A section with text about digital projects and a link to "http://digitalactstudio.uncg.edu/".
- Supported Browsers for Blackboard**: A section with text: "Please be aware that Firefox and Safari are the supported browsers for Blackboard Learn. Please use these browsers as other browsers such as Google Chrome and Internet Explorer may not work with some of Blackboard Learn's features."
- FERPA**: A small section at the bottom left.

The footer of the page includes the URL "www.uncg.edu" and the text "TRANSFORMING RESEARCH, TEACHING AND LEARNING IN HIGHER EDUCATION THROUGH EXCEPTIONAL ONLINE LEARNING".

ACCESSING THE COURSES

Once logged in, click on “Organizations” in the menu at the top, then search for “**Epigeum: Research Integrity Certification & Assessment (RICA)**” from the “My Organizations”



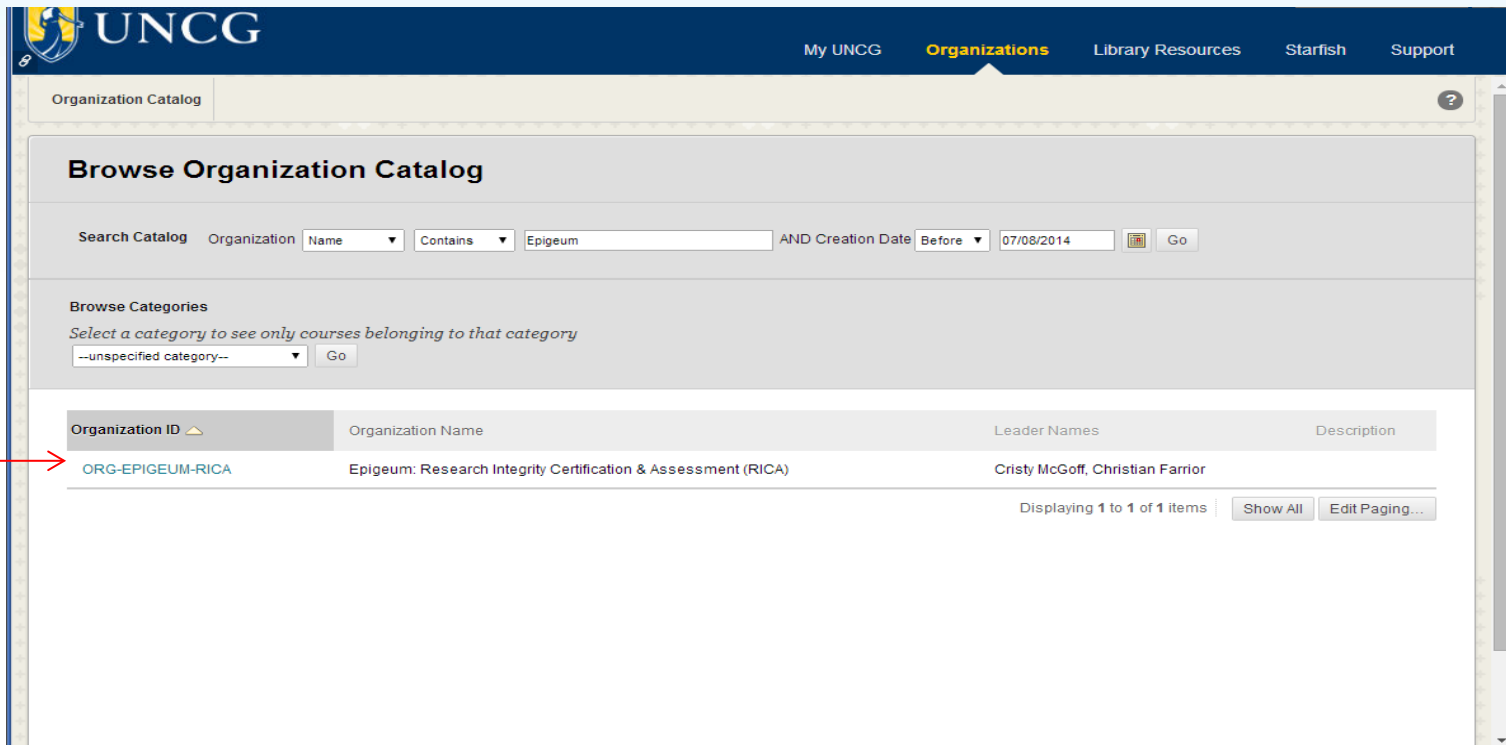
The screenshot shows the UNCG Blackboard interface. At the top, the UNCG logo is on the left, and a navigation menu includes "My UNCG", "Courses", "Organizations" (highlighted), "Notifications", "Library Resources", "Starfish", "Content Collection", and "Support". In the top right corner, there is a user profile for "Test Student" with a "44" notification count and a power icon.

The main content area is divided into three columns:

- Organization Search:** A search box with a "Go" button. A red arrow points from the "Go" button to the "Organization Request" section.
- Organization Catalog:** A list of folders: "Security Awareness Training", "Student Organizations", and a "Browse Organization Catalog" link. A red arrow points from the "Browse Organization Catalog" link to the "My Organizations" section.
- My Organizations:** A list of organizations where the user is a Participant and an Organization Builder. Under "Participant", there are links for "BK-Early Care Online" (with an announcement: "Advising begins Monday, March 17th"), "Bryan Peak Advising", "Faculty Led Student Abroad Programs", "LAC Academic Skills", and "ORC Researchers". Under "Organization Builder", there are links for "RCR - Epigeum" and "Spartan Athletics" (with an announcement: "Advising and Registration" and "Last Day to Drop-Extended Until Monday").

ACCESSING THE COURSES

Under the Organization ID, Click on ORG-Epigeum-RICA



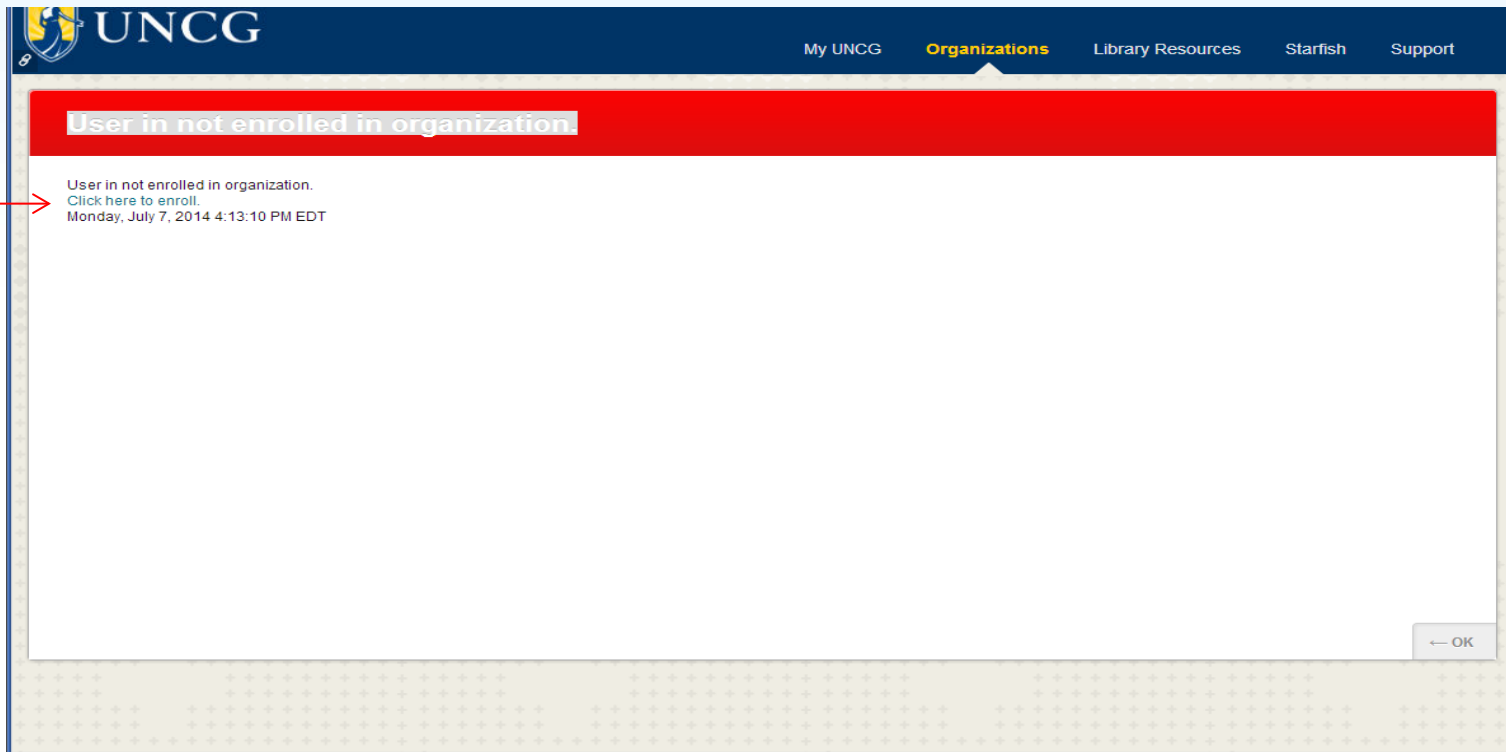
The screenshot shows the UNCG Organization Catalog interface. At the top, there is a navigation bar with the UNCG logo and links for My UNCG, Organizations, Library Resources, Starfish, and Support. Below the navigation bar, there is a search section titled "Browse Organization Catalog" with a search bar and filters for Organization Name, Contains, and AND Creation Date. A red arrow points to the "Organization ID" column in the table below.

Organization ID	Organization Name	Leader Names	Description
ORG-EPIGEUM-RICA	Epigeum: Research Integrity Certification & Assessment (RICA)	Cristy McGoff, Christian Farris	

Displaying 1 to 1 of 1 items | Show All | Edit Paging...

ACCESSING THE COURSES

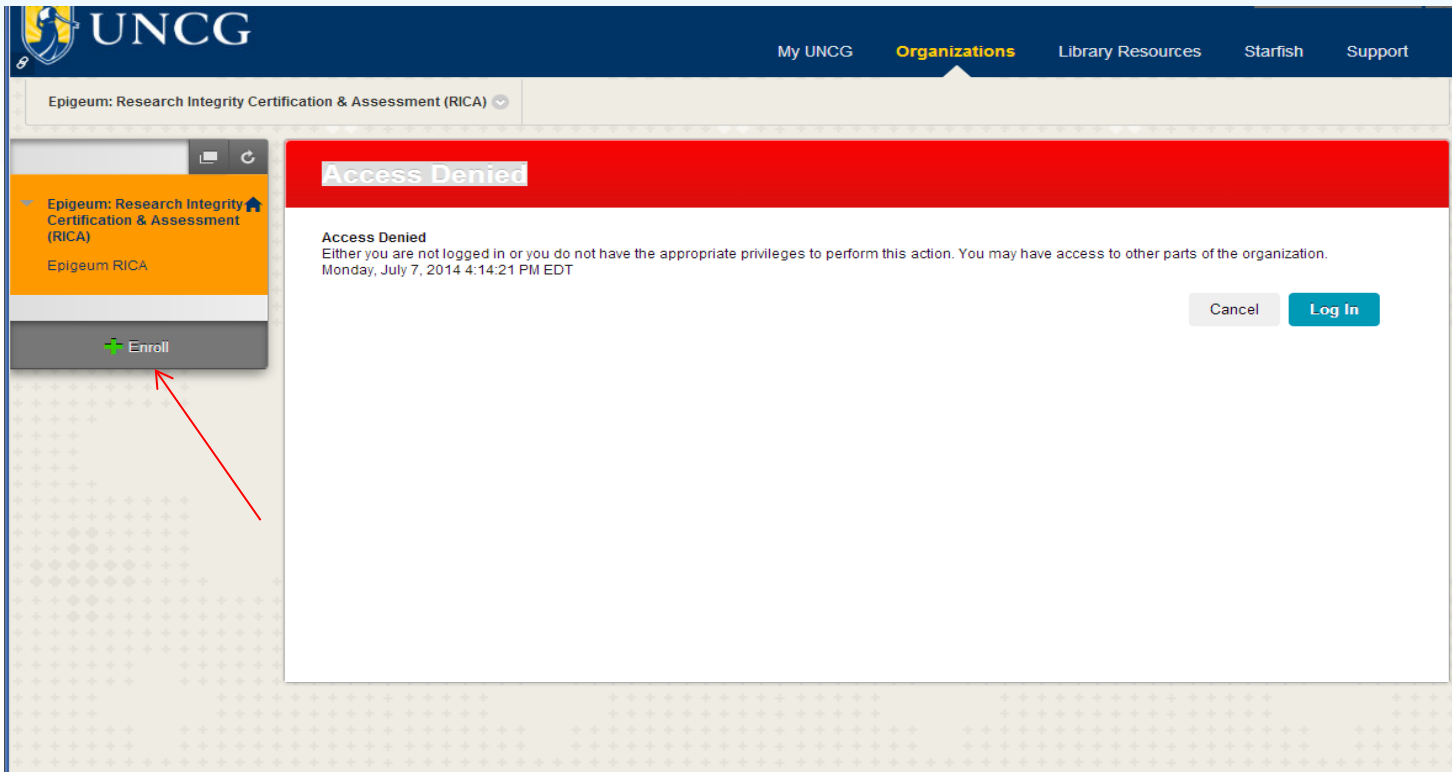
Click “Click here to enroll.”



The screenshot shows the UNCG website interface. At the top left is the UNCG logo. The navigation bar includes "My UNCG", "Organizations", "Library Resources", "Starfish", and "Support". A red banner at the top of the main content area reads "User in not enrolled in organization". Below this banner, a message box contains the text: "User in not enrolled in organization. Click here to enroll. Monday, July 7, 2014 4:13:10 PM EDT". A red arrow points to the "Click here to enroll." link. An "OK" button is located in the bottom right corner of the message box.

ACCESSING THE COURSES

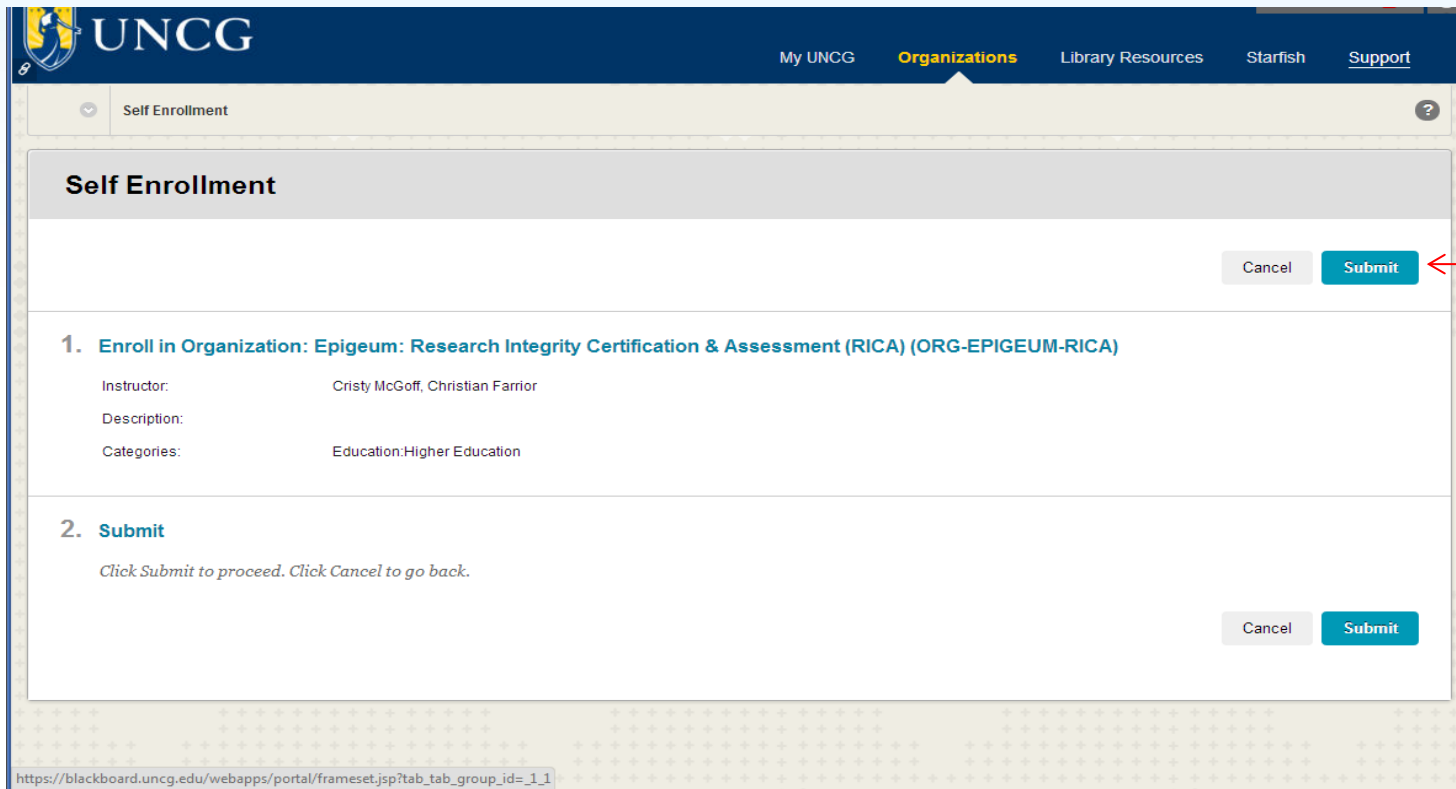
On the left side of the screen, click **+Enroll**



The screenshot displays the UNCG Organizations page. The top navigation bar includes 'My UNCG', 'Organizations', 'Library Resources', 'Starfish', and 'Support'. The main content area shows a red banner with the text 'Access Denied'. Below the banner, a message states: 'Access Denied. Either you are not logged in or you do not have the appropriate privileges to perform this action. You may have access to other parts of the organization. Monday, July 7, 2014 4:14:21 PM EDT'. At the bottom right of the message are 'Cancel' and 'Log In' buttons. On the left sidebar, the 'Epigeum: Research Integrity Certification & Assessment (RICA)' organization is selected, and the '+Enroll' button is highlighted with a red arrow.

ACCESSING THE COURSES

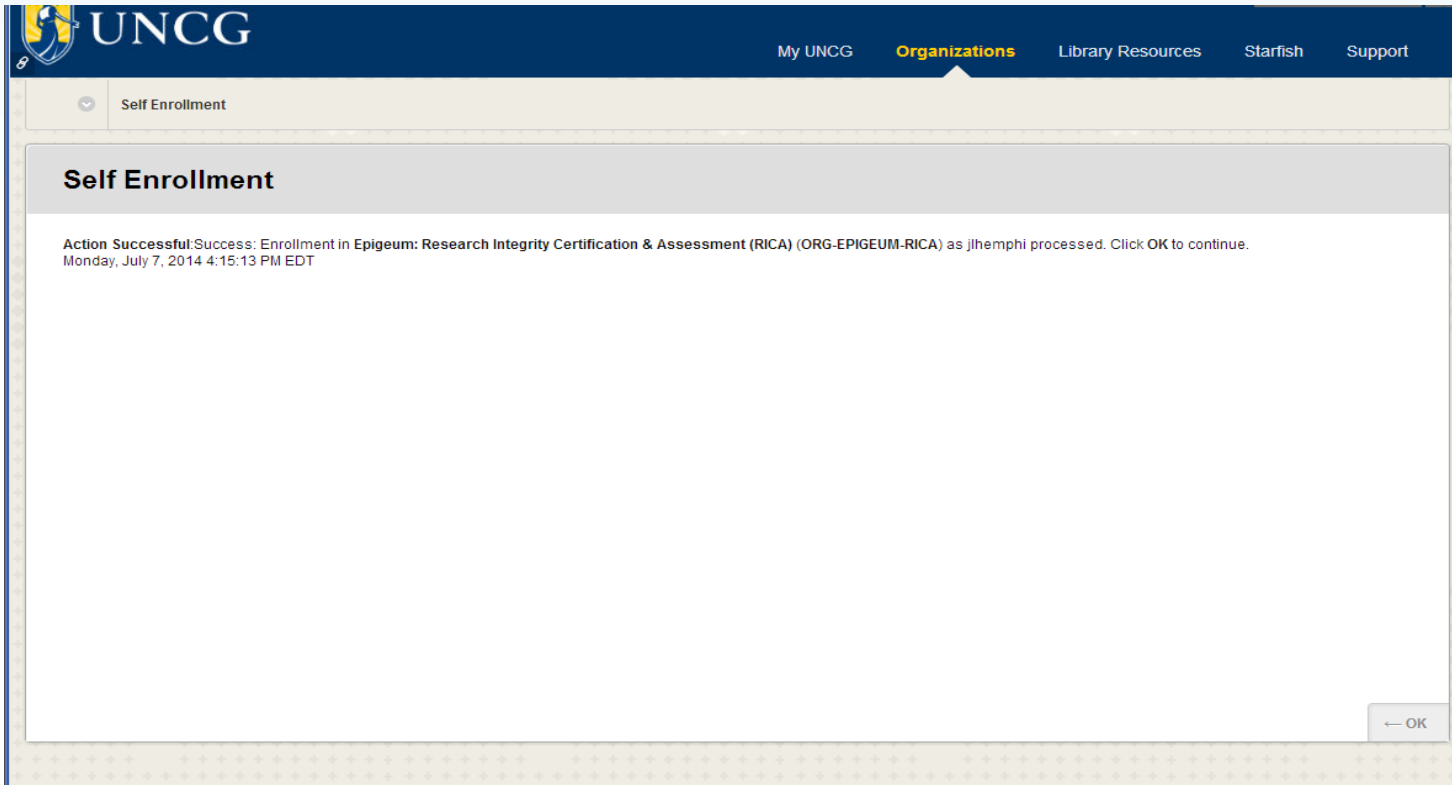
Click on the “Submit” option



The screenshot shows the UNCG Self Enrollment interface. At the top, there is a navigation bar with the UNCG logo and links for My UNCG, Organizations, Library Resources, Starfish, and Support. Below this is a breadcrumb trail for Self Enrollment. The main content area is titled "Self Enrollment" and contains two steps. Step 1, "Enroll in Organization: Epigeum: Research Integrity Certification & Assessment (RICA) (ORG-EPIGEUM-RICA)", lists the instructor as Cristy McGoff, Christian Farior, and the category as Education: Higher Education. Step 2, "Submit", includes the instruction "Click Submit to proceed. Click Cancel to go back." Both steps have "Cancel" and "Submit" buttons. A red arrow points to the "Submit" button in Step 1. The URL at the bottom is https://blackboard.uncg.edu/webapps/portal/frameset.jsp?tab_tab_group_id=_1_1.

ACCESSING THE COURSES

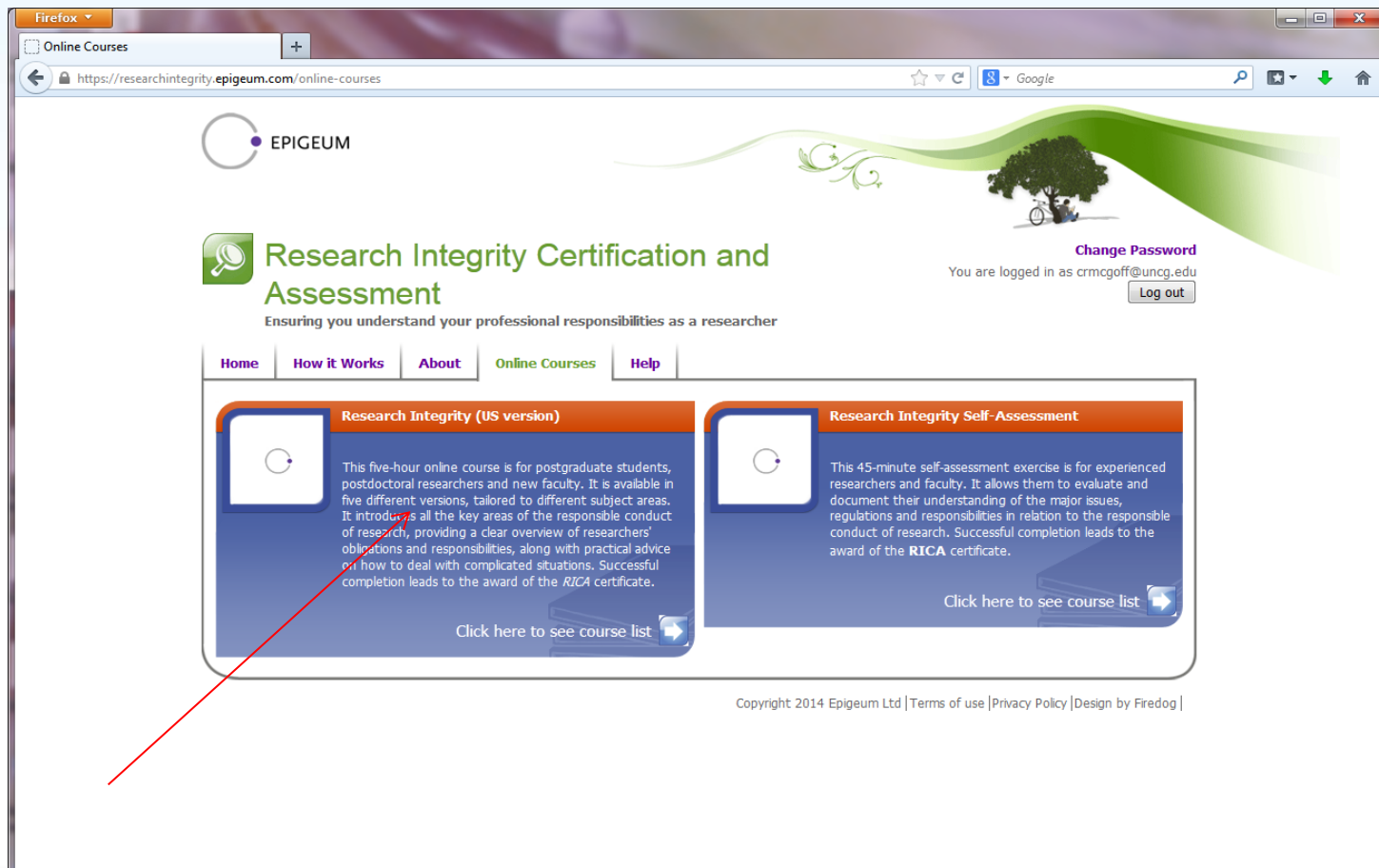
You should now see a screen that confirms that you have self enrolled



The screenshot shows a web interface for UNCG. At the top left is the UNCG logo. The navigation bar includes 'My UNCG', 'Organizations' (highlighted), 'Library Resources', 'Starfish', and 'Support'. Below the navigation bar is a breadcrumb trail: 'Self Enrollment'. The main content area has a heading 'Self Enrollment' and a message: 'Action Successful: Success: Enrollment in Epigeum: Research Integrity Certification & Assessment (RICA) (ORG-EPIGEUM-RICA) as jlhempfi processed. Click OK to continue. Monday, July 7, 2014 4:15:13 PM EDT'. An 'OK' button is located in the bottom right corner of the message area.

ENROLLMENT CHOICES

MOST USERS WILL CHOOSE THE LEFT OPTION.



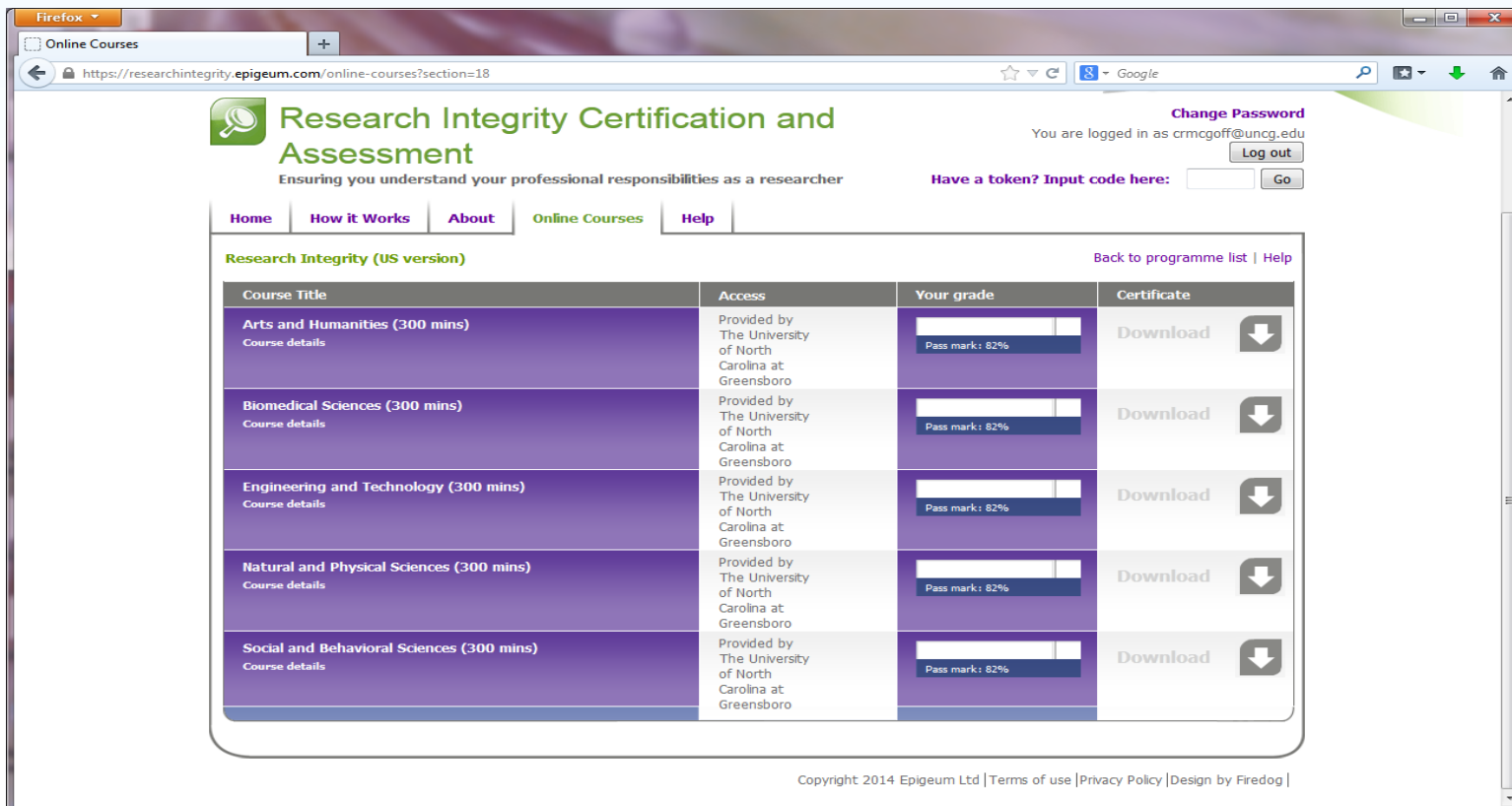
The screenshot shows a Firefox browser window displaying the EPIGEUM website. The page title is "Research Integrity Certification and Assessment" with the tagline "Ensuring you understand your professional responsibilities as a researcher". The navigation menu includes "Home", "How it Works", "About", "Online Courses", and "Help". Two main content boxes are visible:

- Research Integrity (US version):** This five-hour online course is for postgraduate students, postdoctoral researchers and new faculty. It is available in five different versions, tailored to different subject areas. It introduces all the key areas of the responsible conduct of research, providing a clear overview of researchers' obligations and responsibilities, along with practical advice on how to deal with complicated situations. Successful completion leads to the award of the *RICA* certificate. A link "Click here to see course list" is at the bottom.
- Research Integrity Self-Assessment:** This 45-minute self-assessment exercise is for experienced researchers and faculty. It allows them to evaluate and document their understanding of the major issues, regulations and responsibilities in relation to the responsible conduct of research. Successful completion leads to the award of the *RICA* certificate. A link "Click here to see course list" is at the bottom.






A red arrow points from the text "MOST USERS WILL CHOOSE THE LEFT OPTION." to the "Research Integrity (US version)" box. The footer contains "Copyright 2014 Epigeum Ltd | Terms of use | Privacy Policy | Design by Firedog |".

PICKING THE RIGHT COURSE

You'll see that the Research Integrity course is available in 5 faculty versions, each tailored to a different set of fields. Select the most appropriate version for your field to begin.



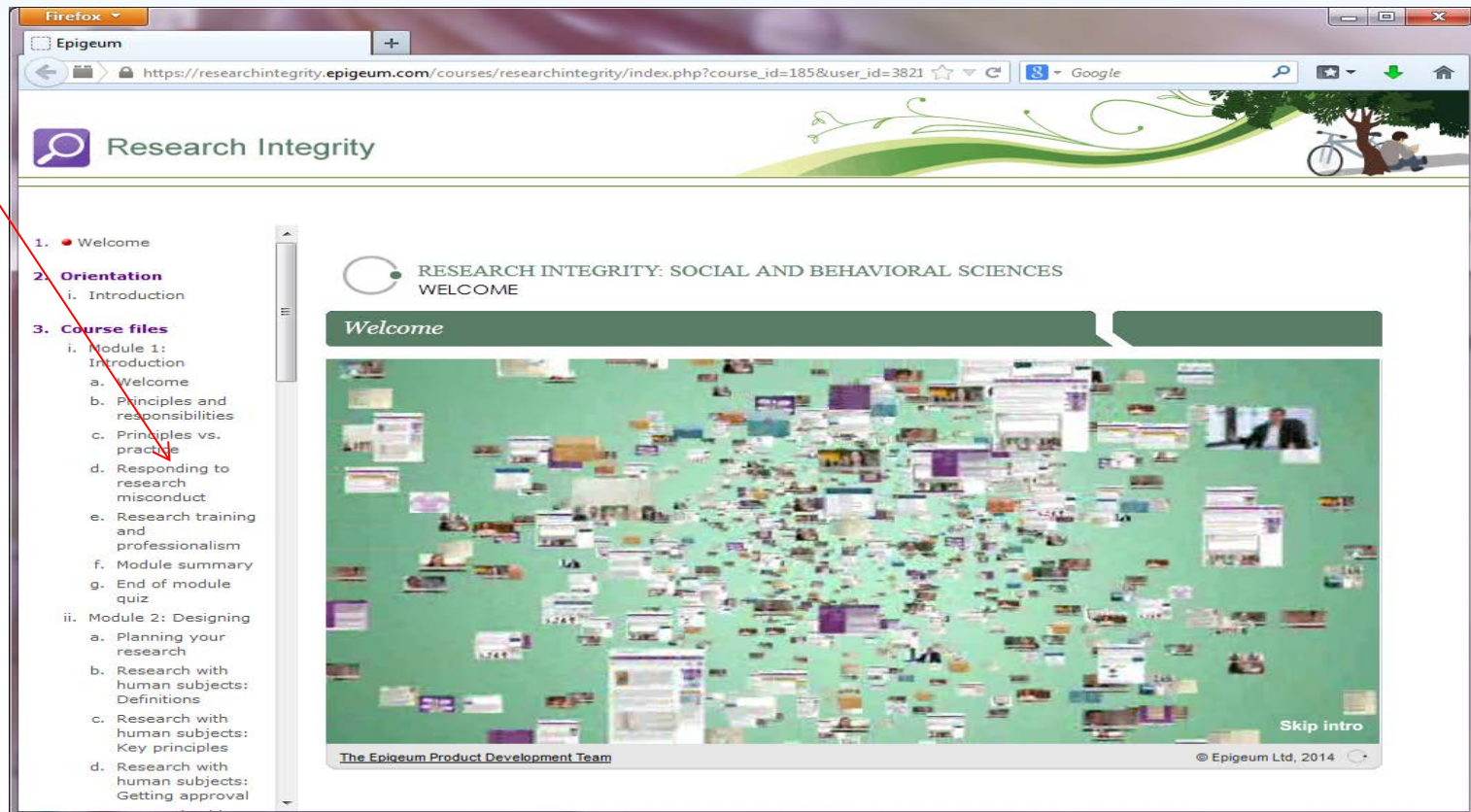
The screenshot shows a web browser window displaying the 'Research Integrity Certification and Assessment' website. The page is titled 'Research Integrity Certification and Assessment' and includes a navigation menu with 'Home', 'How it Works', 'About', 'Online Courses', and 'Help'. The 'Online Courses' section is active, showing a table of five course versions. Each row in the table includes the course title, access information, a grade input field with a 'Pass mark: 82%' indicator, and a 'Download' button with a download icon.

Course Title	Access	Your grade	Certificate
Arts and Humanities (300 mins) <small>Course details</small>	Provided by The University of North Carolina at Greensboro	<input type="text"/> Pass mark: 82%	Download 
Biomedical Sciences (300 mins) <small>Course details</small>	Provided by The University of North Carolina at Greensboro	<input type="text"/> Pass mark: 82%	Download 
Engineering and Technology (300 mins) <small>Course details</small>	Provided by The University of North Carolina at Greensboro	<input type="text"/> Pass mark: 82%	Download 
Natural and Physical Sciences (300 mins) <small>Course details</small>	Provided by The University of North Carolina at Greensboro	<input type="text"/> Pass mark: 82%	Download 
Social and Behavioral Sciences (300 mins) <small>Course details</small>	Provided by The University of North Carolina at Greensboro	<input type="text"/> Pass mark: 82%	Download 

Copyright 2014 Epigeum Ltd | Terms of use | Privacy Policy | Design by Firedog |

LAYOUT AND STRUCTURE

The navigation panel displays on the left-hand side. The course has five modules, covering the stages of the research process from principles and planning to conducting and reporting.



Firefox

Epigeum

https://researchintegrity.epigeum.com/courses/researchintegrity/index.php?course_id=185&user_id=3821

Research Integrity

RESEARCH INTEGRITY: SOCIAL AND BEHAVIORAL SCIENCES
WELCOME

Welcome

The Epigeum Product Development Team

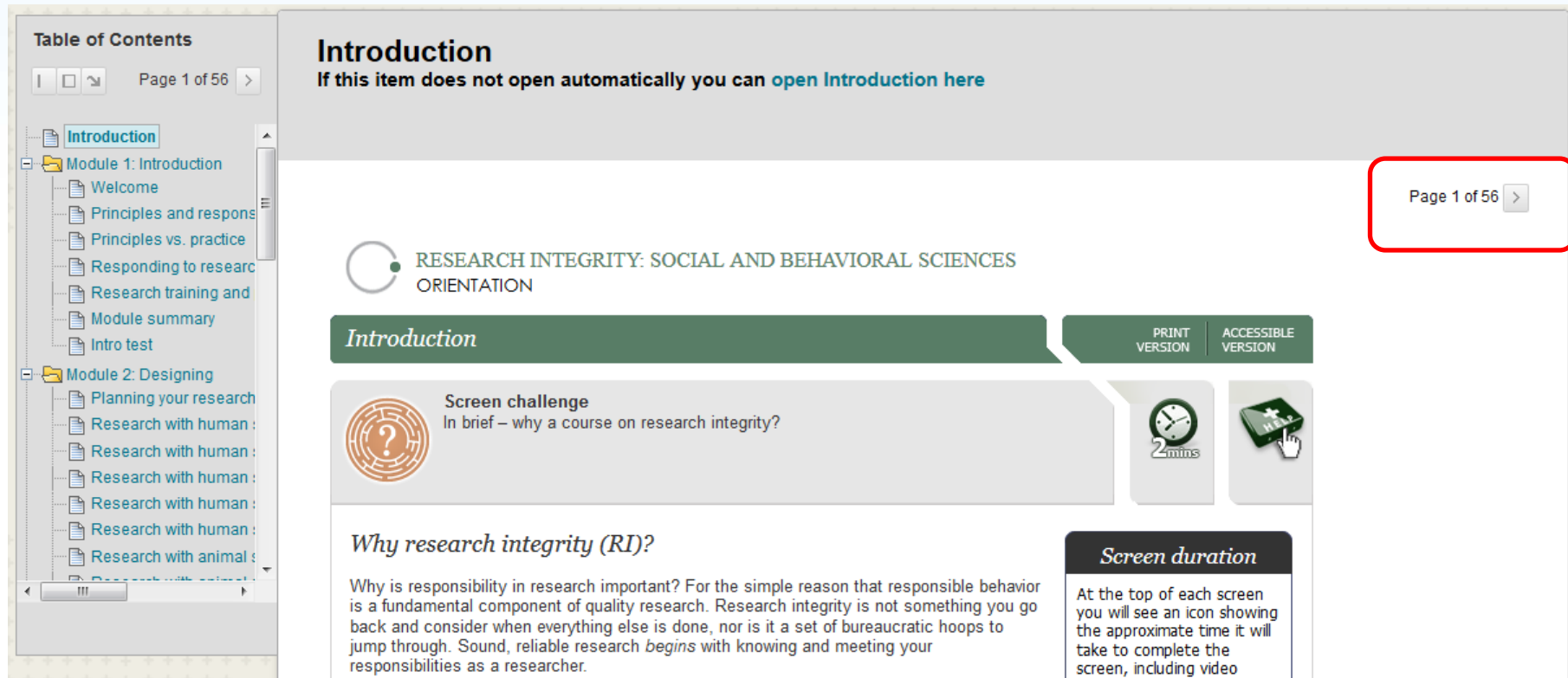
© Epigeum Ltd, 2014

Skip intro

1. Welcome
2. Orientation
 - i. Introduction
3. Course files
 - i. Module 1: Introduction
 - a. Welcome
 - b. Principles and responsibilities
 - c. Principles vs. practice
 - d. Responding to research misconduct
 - e. Research training and professionalism
 - f. Module summary
 - g. End of module quiz
 - ii. Module 2: Designing your research
 - a. Planning your research
 - b. Research with human subjects: Definitions
 - c. Research with human subjects: Key principles
 - d. Research with human subjects: Getting approval

LAYOUT AND STRUCTURE

You can navigate through the course using this panel, or you can use the arrow buttons in the top-right corner to move through the screens in order.



The screenshot displays the course interface. On the left is a 'Table of Contents' panel with a tree view showing 'Introduction' selected. The main content area is titled 'Introduction' and includes a sub-header 'RESEARCH INTEGRITY: SOCIAL AND BEHAVIORAL SCIENCES ORIENTATION'. Below this is a 'Screen challenge' section with a '2mins' icon and a 'Help' icon. The main text discusses 'Why research integrity (RI)?'. A 'Screen duration' box explains that icons at the top of screens indicate completion time. In the top right corner, a 'Page 1 of 56' button is highlighted with a red box.

Table of Contents

Page 1 of 56 >

Introduction

Module 1: Introduction

- Welcome
- Principles and respons
- Principles vs. practice
- Responding to researc
- Research training and
- Module summary
- Intro test

Module 2: Designing

- Planning your research
- Research with human :
- Research with human :
- Research with human :
- Research with human :
- Research with human :
- Research with animal :

Introduction

If this item does not open automatically you can [open Introduction here](#)

RESEARCH INTEGRITY: SOCIAL AND BEHAVIORAL SCIENCES
ORIENTATION

Introduction

PRINT VERSION ACCESSIBLE VERSION

Screen challenge
In brief – why a course on research integrity?

2mins

Help

Why research integrity (RI)?

Why is responsibility in research important? For the simple reason that responsible behavior is a fundamental component of quality research. Research integrity is not something you go back and consider when everything else is done, nor is it a set of bureaucratic hoops to jump through. Sound, reliable research *begins* with knowing and meeting your responsibilities as a researcher.

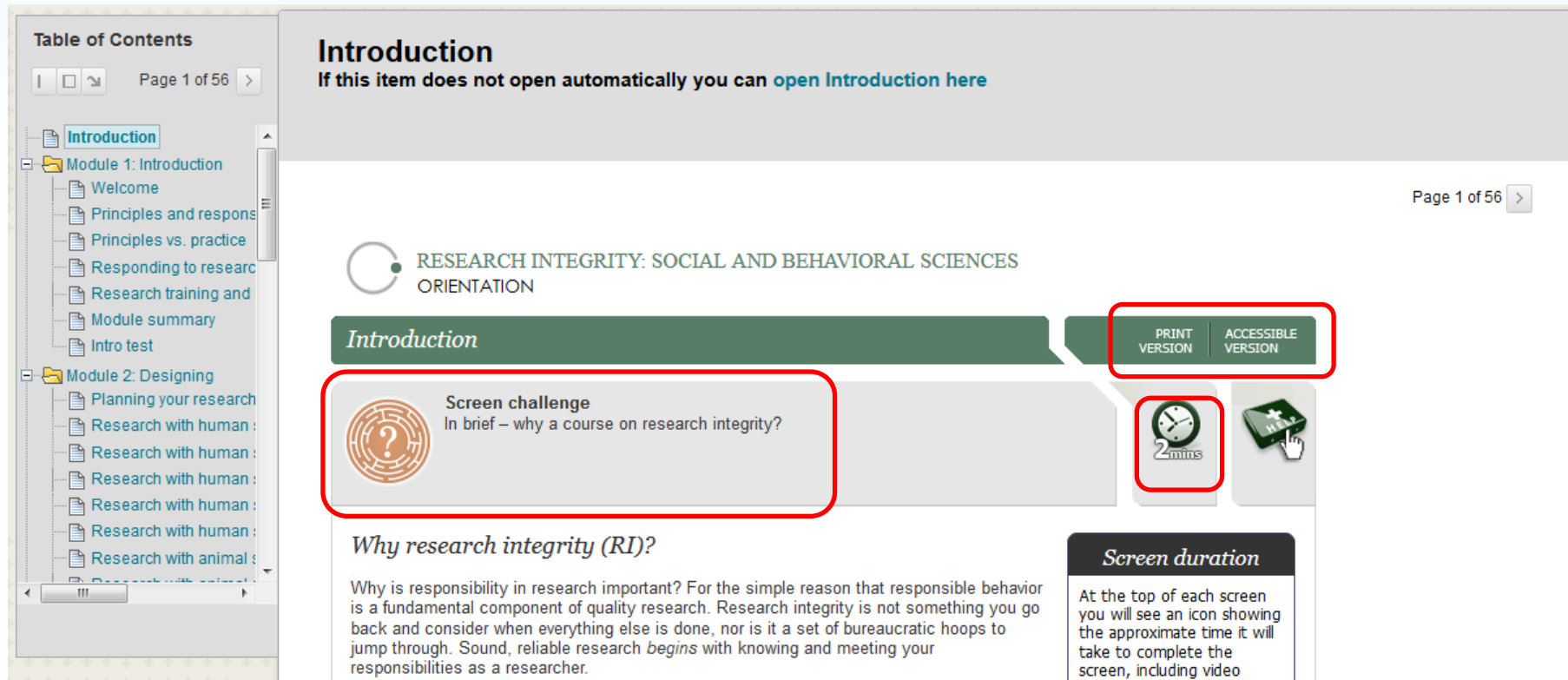
Screen duration

At the top of each screen you will see an icon showing the approximate time it will take to complete the screen, including video

Page 1 of 56 >

LAYOUT AND STRUCTURE

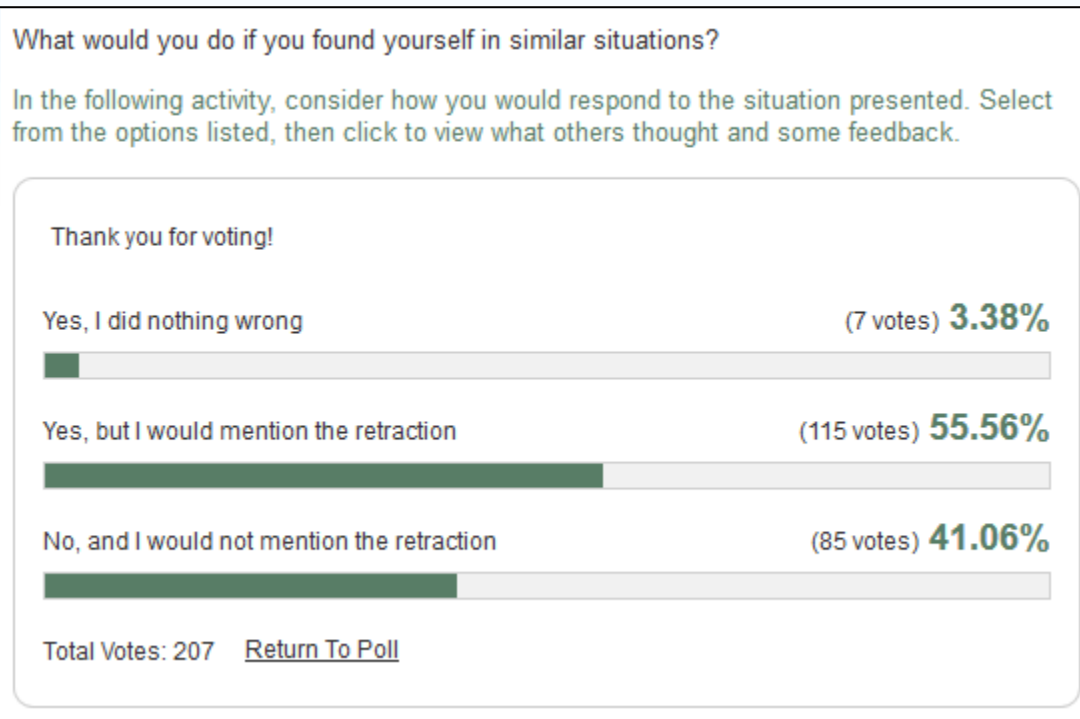
At the top of each screen, you will see a thought-provoking question, an estimated duration and a link to an accessible/print version.



The screenshot shows a user interface for an online learning module. On the left is a 'Table of Contents' sidebar with a tree view showing 'Introduction' and 'Module 1: Introduction' (containing 'Welcome', 'Principles and respons...', 'Principles vs. practice', 'Responding to researc...', 'Research training and...', 'Module summary', and 'Intro test'). The main content area is titled 'Introduction' and includes a link: 'If this item does not open automatically you can [open Introduction here](#)'. Below the title is a green header bar with 'Introduction' and two buttons: 'PRINT VERSION' and 'ACCESSIBLE VERSION'. A 'Screen challenge' section is highlighted with a red box, featuring a maze icon with a question mark and the text: 'Screen challenge In brief – why a course on research integrity?'. To the right of this section are two icons: a clock labeled '2mins' and a green button with a plus sign. Below the challenge is a section titled 'Why research integrity (RI)?' with the text: 'Why is responsibility in research important? For the simple reason that responsible behavior is a fundamental component of quality research. Research integrity is not something you go back and consider when everything else is done, nor is it a set of bureaucratic hoops to jump through. Sound, reliable research *begins* with knowing and meeting your responsibilities as a researcher.' To the right of this text is a 'Screen duration' box with the text: 'At the top of each screen you will see an icon showing the approximate time it will take to complete the screen, including video'. The top right of the main content area shows 'Page 1 of 56'.

COURSE FEATURES

On each screen you'll find interactive elements, case studies and multimedia content, including polls which allow you to compare your thoughts with those of your peers...



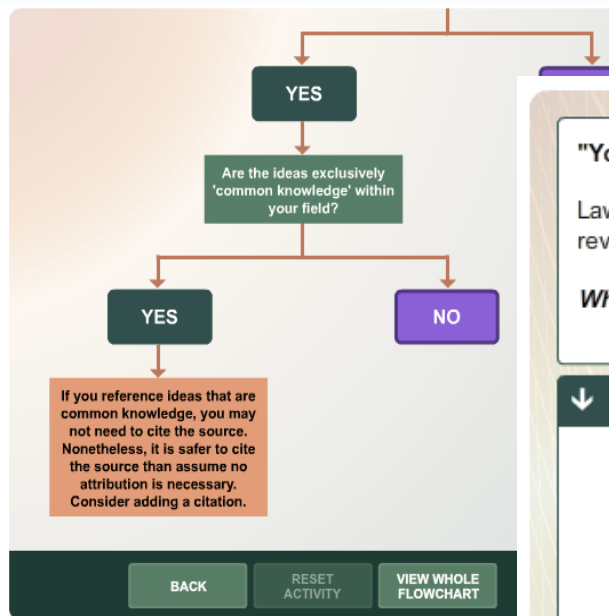
COURSE FEATURES

... video interviews with researchers at different levels...



COURSE FEATURES

... and interactive activities to present information and test knowledge.



Store records in a safe, accessible central location

Content	Security	Organisation
Correct errors with legible annotations	Validate and independently time-stamp electronic information	Reference everything in central research record
	Guard electronic data against later alteration	

"You can't do that: it's illegal!"

Laws, regulations and policies differ from country to country. It is important to review all applicable rules before initiating the research.

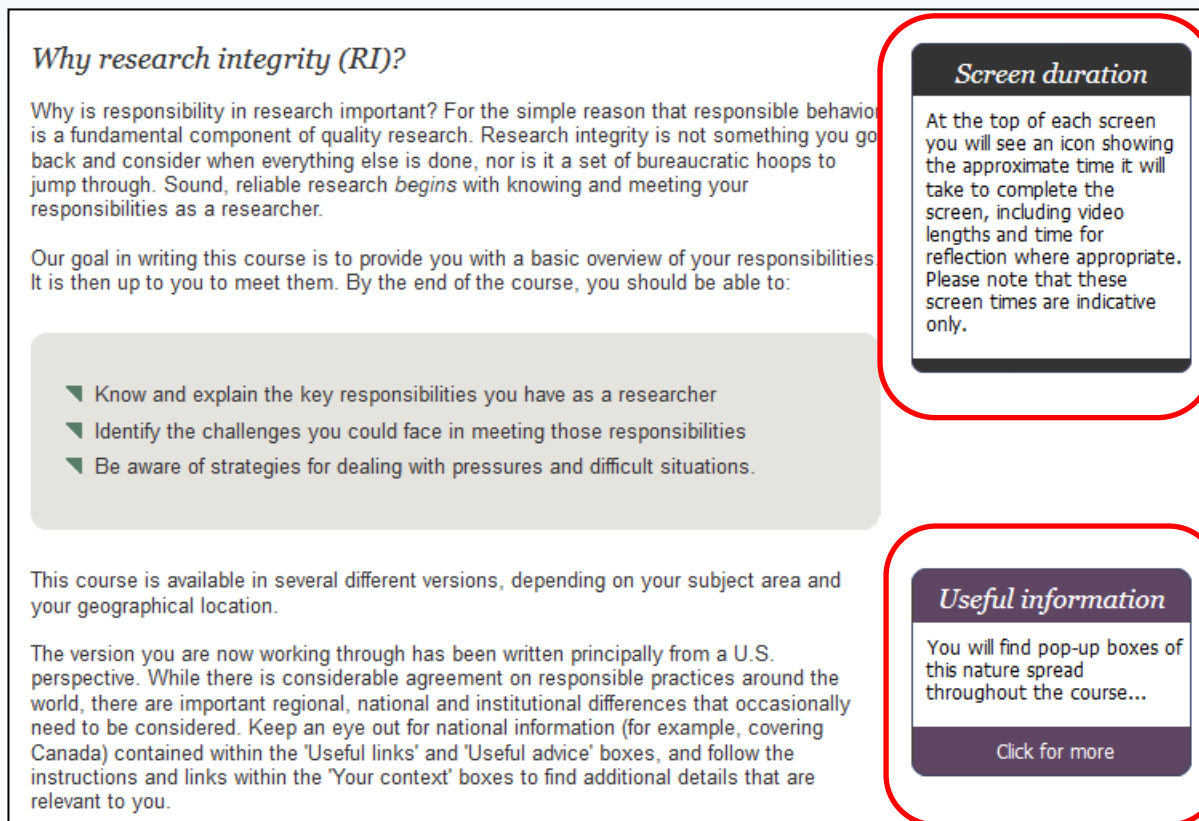
What might you ask to pre-empt or address this problem?

WRITE YOUR NOTES HERE

CLICK TO VIEW MORE

COURSE FEATURES

Alongside the main content on each screen, you'll see boxes which show pop-up text when you click on them.



Why research integrity (RI)?

Why is responsibility in research important? For the simple reason that responsible behavior is a fundamental component of quality research. Research integrity is not something you go back and consider when everything else is done, nor is it a set of bureaucratic hoops to jump through. Sound, reliable research *begins* with knowing and meeting your responsibilities as a researcher.

Our goal in writing this course is to provide you with a basic overview of your responsibilities. It is then up to you to meet them. By the end of the course, you should be able to:

- ▼ Know and explain the key responsibilities you have as a researcher
- ▼ Identify the challenges you could face in meeting those responsibilities
- ▼ Be aware of strategies for dealing with pressures and difficult situations.

This course is available in several different versions, depending on your subject area and your geographical location.

The version you are now working through has been written principally from a U.S. perspective. While there is considerable agreement on responsible practices around the world, there are important regional, national and institutional differences that occasionally need to be considered. Keep an eye out for national information (for example, covering Canada) contained within the 'Useful links' and 'Useful advice' boxes, and follow the instructions and links within the 'Your context' boxes to find additional details that are relevant to you.

Screen duration

At the top of each screen you will see an icon showing the approximate time it will take to complete the screen, including video lengths and time for reflection where appropriate. Please note that these screen times are indicative only.

Useful information

You will find pop-up boxes of this nature spread throughout the course...

Click for more

COURSE FEATURES

These boxes contain supplemental materials and activities, such as quotations, statistics, portfolio activities, downloads, useful links, key terms, useful advice...

Video cases and expert views

RI in practice

In the video below, click 'play' to hear some experts share their advice on...

Click for more

Your university context

Your context

Check online and consult with your supervisor to find out what defines...

Click for more

For your reference

Useful links

Take a look at the following links to read about a historian whose integrity...

Click for more

COURSE FEATURES

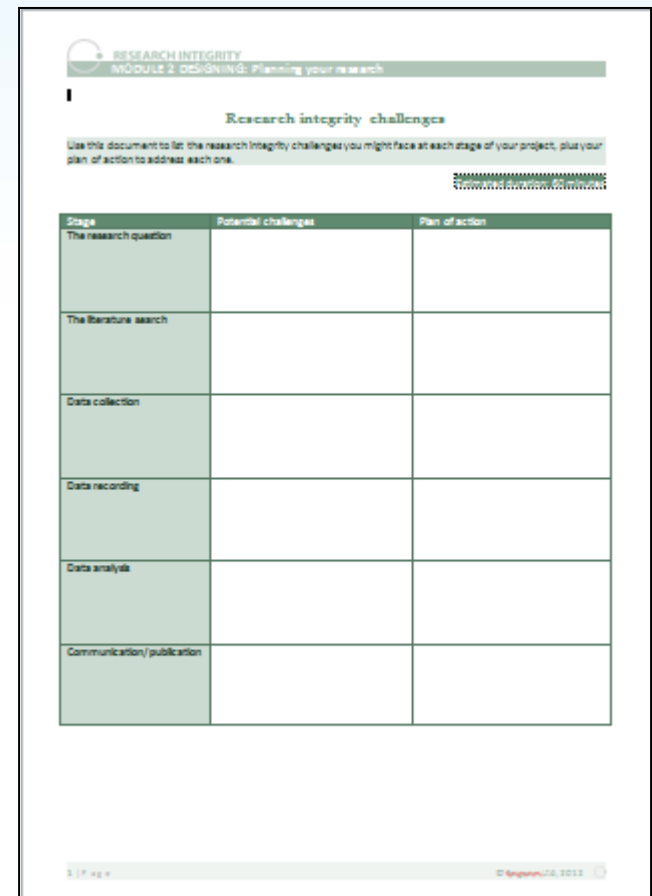
When you see a box containing an ‘Optional activity’, this is an opportunity for you to reflect on what you’ve learnt. You can download the template provided and use it to make notes which you can refer back to later.

Here for example you are asked to list the research integrity challenges you might face at the different stages of your research project.

Optional activity

Download and save the attached file. As you work through this module, use...

[Click for more](#)



RESEARCH INTEGRITY
MODULE 2: DESIGNING: Planning your research

Research integrity challenges

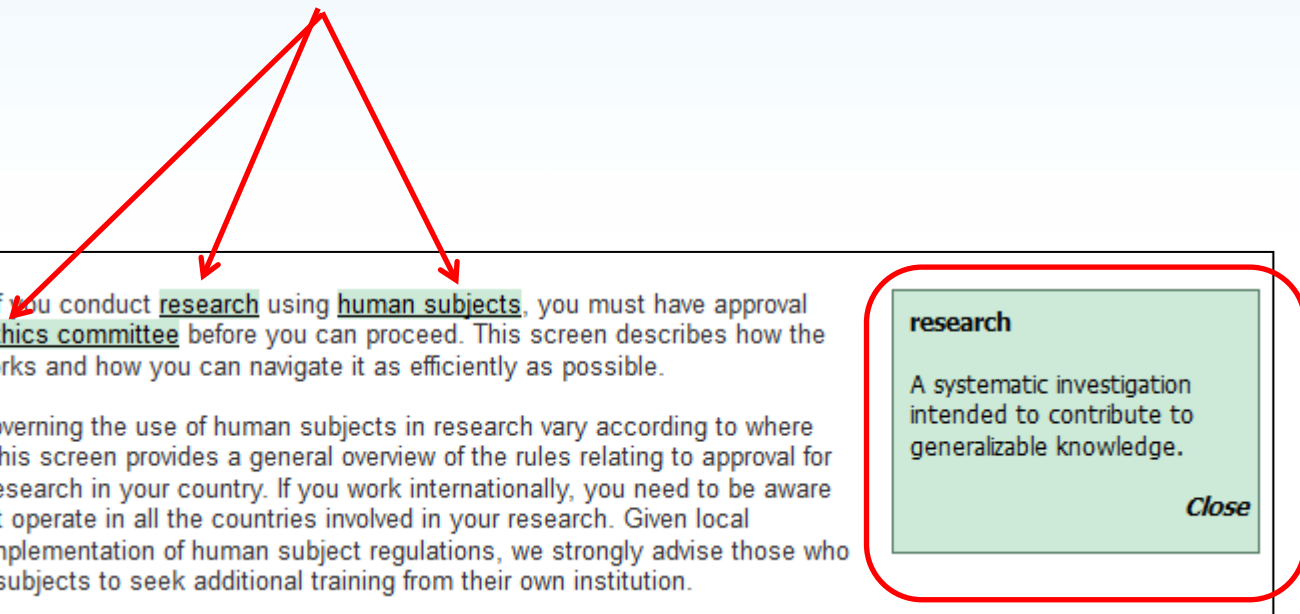
Use this document to list the research integrity challenges you might face at each stage of your project, plus your plan of action to address each one.

Stage	Potential challenges	Plan of action
The research question		
The literature search		
Data collection		
Data recording		
Data analysis		
Communication/publication		

© EpiGeum Ltd. 2012

COURSE FEATURES

There's also a pop-up glossary feature to help you understand key terms. Look out for words highlighted green which have pop-up definitions.



As noted before, if you conduct **research** using **human subjects**, you must have approval from a **research ethics committee** before you can proceed. This screen describes how the review process works and how you can navigate it as efficiently as possible.

The regulations governing the use of human subjects in research vary according to where you are working: this screen provides a general overview of the rules relating to approval for human subjects research in your country. If you work internationally, you need to be aware of the policies that operate in all the countries involved in your research. Given local variations in the implementation of human subject regulations, we strongly advise those who work with human subjects to seek additional training from their own institution.

research
A systematic investigation intended to contribute to generalizable knowledge.
Close



EPIGEUM

COURSE FEATURES

Module 1: Introduction

Bulger, R. E., Heitman, E. & Reiser, S. J. (2002) *The Ethical Dimensions of the Biological and Health Sciences*, 2nd ed. Cambridge, U.K. & New York: Cambridge University Press.

Burroughs Wellcome Fund, Howard Hughes Medical Institute (2006) *Making the Right Moves: A Practical Guide to Scientific Management for Postdocs and New Faculty*, 2nd ed. Research Triangle Park, N.C. Chevy Chase, Md.: Burroughs Wellcome Fund; Howard Hughes Medical Institute.

D'Angelo, J. (2012) *Ethics in Science: Ethical Misconduct in Scientific Research*. Boca Raton: Taylor & Francis.

DuBois, J. M. (2012) *Research Ethics in the Response to the COVID-19 Crisis*, in *Journal of the American Association of Colleges of Teacher Education*, 1(1), 1-10.

Gunsalus, C. (2012) *Science and Ethics*, [/see-ckg1.pdf](#)

Guide to research policies and guidelines



- [Section A. Global policies and guidelines](#)
- [Section B. U.S. policies, rules, regulations and guidelines](#)
- [Section C. Canadian policies and guidelines](#)

A. Global policies and guidelines

With the globalization of research, there is a growing interest in establishing or identifying policies and guidelines that are broadly if not universally accepted. A few of the better-known overarching policies or guidelines are listed below. Note that most concern human subject research: there is very little global agreement about standards and best practices for research more broadly.

Singapore Statement on Research Integrity (World Conferences on Research Integrity, 2010)
www.singaporestatement.org

The Nuremberg Code (Nuremberg Military Tribunals, 1949)
www.hhs.gov/ohrp/archive/nurcode.html

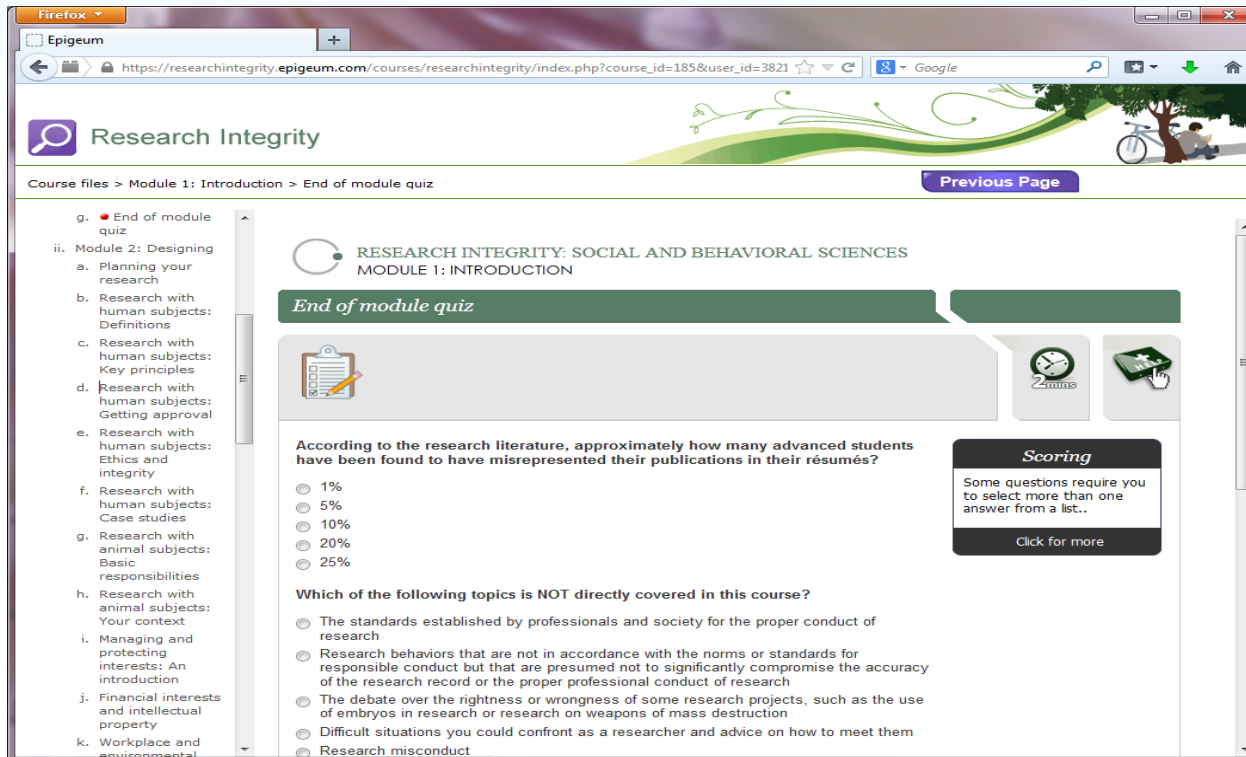
Declaration of Helsinki: Ethical Principles for Medical Research Involving Human Subjects (World Medical Association, 1964, 2002)
www.wma.net/en/30publications/10policies/b3/index.html

At the end of the course, you'll find a number of useful resources, such as:

- A course summary
- A resource bank with further reading on topics covered in the course
- A guide to policies and guidelines that you may need to refer to as you carry out your research.

COURSE FEATURES

Each course ends with a multiple-choice quiz, giving you the opportunity to find out how much you've learned from the course.



The screenshot shows a web browser window displaying the Epigeum Research Integrity course interface. The browser address bar shows the URL: https://researchintegrity.epigeum.com/courses/researchintegrity/index.php?course_id=185&user_id=3821. The page title is "Research Integrity". The navigation path is "Course files > Module 1: Introduction > End of module quiz". A "Previous Page" button is visible. The main content area is titled "RESEARCH INTEGRITY: SOCIAL AND BEHAVIORAL SCIENCES" and "MODULE 1: INTRODUCTION". Below this, there is a section for the "End of module quiz" with a 2-minute timer and a "Click for more" button. The quiz question is: "According to the research literature, approximately how many advanced students have been found to have misrepresented their publications in their résumés?". The options are: 1%, 5%, 10%, 20%, and 25%. Another question is: "Which of the following topics is NOT directly covered in this course?". The options are: The standards established by professionals and society for the proper conduct of research; Research behaviors that are not in accordance with the norms or standards for responsible conduct but that are presumed not to significantly compromise the accuracy of the research record or the proper professional conduct of research; The debate over the rightness or wrongness of some research projects, such as the use of embryos in research or research on weapons of mass destruction; Difficult situations you could confront as a researcher and advice on how to meet them; and Research misconduct.



CERTIFICATE OF COMPLETION

At the end of the Epigeum RICA program, you will receive a certificate of completion. This is something you can download in a pdf form. It will be valid for five years.



If you encounter any difficulties accessing the Epigeum RICA system in Blackboard Learn, please contact 6-TECH via email at 6tech@uncg.edu or phone at [\(336\) 256-8324](tel:(336)256-8324).

If you have questions or concerns, contact the Office of Research Integrity at [336-256-1482](tel:336-256-1482) or ori@uncg.edu